

Power supply unit - STEP-PS/ 1AC/24DC/2.5 - 2868651

Please be informed that the data shown in this PDF Document is generated from our Online Catalog. Please find the complete data in the user's documentation. Our General Terms of Use for Downloads are valid (<http://download.phoenixcontact.com>)



DIN rail power supply of 24 V DC/2.5 A, primary switched, single phase.

Product description

STEP POWER power supply units – for building automation


The new STEP POWER generation of compact power supply units is particularly suitable for installation distributors and flat control panels thanks to its design. The power supply units are available with 24 V DC output voltage in various performance classes and widths and with the special voltages 5, 12, 15 and 48 V DC. Their high degree of efficiency and the low standby losses make for high power efficiency.

Product Features

- Reliable power supply thanks to high MTBF (mean time between failures) of more than 500,000 hours and U/I characteristic curve
- Flexible mounting by simply snapping onto the DIN rail or screwing onto a level surface
- Energy savings thanks to maximum energy efficiency and incredibly low idling losses



Key commercial data

Packing unit	1 PCE
GTIN	 4 046356 163224
Custom tariff number	85044082
Country of origin	GERMANY

Technical data

Dimensions

Width	72 mm
Height	90 mm
Depth	61 mm

Ambient conditions

Degree of protection	IP20
----------------------	------

Power supply unit - STEP-PS/ 1AC/24DC/2.5 - 2868651

Technical data

Ambient conditions

Ambient temperature (operation)	-25 °C ... 70 °C (> 55° C derating)
Ambient temperature (storage/transport)	-40 °C ... 85 °C
Max. permissible relative humidity (operation)	≤ 95 % (at 25 °C, no condensation)
Noise immunity	EN 61000-6-2:2005

Input data

Nominal input voltage range	100 V AC ... 240 V AC
Input voltage range AC	85 V AC ... 264 V AC
Input voltage range DC	95 V DC ... 250 V DC
AC frequency range	45 Hz ... 65 Hz
Frequency range DC	0 Hz
Current consumption	0.8 A (120 V AC)
	0.4 A (230 V AC)
Inrush surge current	< 15 A (typical)
Power failure bypass	> 20 ms (120 V AC)
	> 100 ms (230 V AC)
Input fuse	3.15 A (slow-blow, internal)
Type of protection	Transient surge protection
Protective circuit/component	Varistor

Output data

Nominal output voltage	24 V DC ±1%
Setting range of the output voltage	22.5 V DC ... 29.5 V DC (> 24 V constant capacity)
Output current	2.5 A (-25°C ... 55°C)
	2.75 A (-25 °C ... 40 °C permanent)
	4.4 A (maximum output current)
Derating	55 °C ... 70 °C (2.5%/K)
Connection in parallel	Yes, for redundancy and increased capacity
Connection in series	Yes
Control deviation	< 1 % (change in load, static 10% ... 90%)
	< 2 % (change in load, dynamic 10% ... 90%)
	< 0.1 % (change in input voltage ±10%)
Residual ripple	< 80 mV _{PP} (20 MHz)
Peak switching voltages nominal load	< 40 mV _{PP} (20 MHz)
Maximum power dissipation NO-Load	< 0.7 W
Power loss nominal load max.	9.9 W

General

Net weight	0.27 kg
------------	---------

Power supply unit - STEP-PS/ 1AC/24DC/2.5 - 2868651

Technical data

General

Operating voltage display	Green LED
Efficiency	> 86 % (for 230 V AC and nominal values)
Insulation voltage input/output	4 kV AC (type test) 3.75 kV AC (routine test)
Protection class	II (in an enclosed control cabinet)
MTBF (IEC 61709, SN 29500)	> 1061000 h (According to EN 29500)
Mounting position	horizontal DIN rail NS 35, EN 60715
Assembly instructions	Alignable: 0 mm horizontally, 30 mm vertically
Electromagnetic compatibility	Conformance with EMC Directive 2004/108/EC
Low Voltage Directive	Conformance with LV directive 2006/95/EC
Standard – Electrical equipment of machines	EN 60204
Standard - Electrical safety	IEC 60950-1/VDE 0805 (SELV)
Shipbuilding approval	Germanischer Lloyd (EMC 1), ABS, LR, RINA, NK, DNV, BV
Standard – Electronic equipment for use in electrical power installations and their assembly into electrical power installations	EN 50178/VDE 0160 (PELV)
Standard – Safety extra-low voltage	IEC 60950-1 (SELV) and EN 60204 (PELV)
Standard - Safe isolation	DIN VDE 0100-410 DIN VDE 0106-1010
Standard – Protection against electric shock	DIN 57100-410
Standard – Protection against shock currents, basic requirements for protective separation in electrical equipment	DIN VDE 0106-101
Standard – Limitation of mains harmonic currents	EN 61000-3-2
Information technology equipment - safety (CB scheme)	CB Scheme
UL approvals	UL/C-UL listed UL 508 UL/C-UL Recognized UL 60950 NEC Class 2 as per UL 1310 UL ANSI/ISA-12.12.01 Class I, Division 2, Groups A, B, C, D (Hazardous Location)
Surge voltage category	III

Connection data, input

Connection method	Screw connection
Conductor cross section solid min.	0.2 mm ²
Conductor cross section solid max.	2.5 mm ²
Conductor cross section stranded min.	0.2 mm ²
Conductor cross section stranded max.	2.5 mm ²
Conductor cross section AWG/kcmil min.	24
Conductor cross section AWG/kcmil max	12
Stripping length	6.5 mm

Power supply unit - STEP-PS/ 1AC/24DC/2.5 - 2868651

Technical data

Connection data, input

Screw thread	M3
--------------	----

Connection data, output

Connection method	Screw connection
Conductor cross section solid min.	0.2 mm ²
Conductor cross section solid max.	2.5 mm ²
Conductor cross section stranded min.	0.2 mm ²
Conductor cross section stranded max.	2.5 mm ²
Conductor cross section AWG/kcmil min.	24
Conductor cross section AWG/kcmil max	12
Stripping length	6.5 mm

Signaling

Output name	LED status indicator
Status display	"DC OK" LED green
Note on status display	U _{OUT} > 21.5 V: LED lights up

Classifications

eCl@ss

eCl@ss 4.0	27040702
eCl@ss 4.1	27040702
eCl@ss 5.0	27242213
eCl@ss 5.1	27242213
eCl@ss 6.0	27049002
eCl@ss 7.0	27049002
eCl@ss 8.0	27049002

ETIM

ETIM 2.0	EC001039
ETIM 3.0	EC001039
ETIM 4.0	EC002540
ETIM 5.0	EC002540

UNSPSC

UNSPSC 6.01	30211502
UNSPSC 7.0901	39121004
UNSPSC 11	39121004
UNSPSC 12.01	39121004



Power supply unit - STEP-PS/ 1AC/24DC/2.5 - 2868651

Classifications

UNSPSC

UNSPSC 13.2	39121004
-------------	----------

Approvals

Approvals

Approvals

UL Recognized / cUL Recognized / UL Listed / cUL Listed / LR / GL / BV / DNV / NK / RINA / BSH / IECCEB Scheme / UL Recognized / cUL Recognized / cULus Recognized / cULus Listed

Ex Approvals

UL Listed / cUL Listed / cULus Listed

Approvals submitted

Approval details

UL Recognized 

cUL Recognized 

UL Listed 

cUL Listed 

LR

GL

Power supply unit - STEP-PS/ 1AC/24DC/2.5 - 2868651

Approvals


BV


DNV


NK

RINA

BSH

IECEE CB Scheme 

UL Recognized 

cUL Recognized 

cULus Recognized 

cULus Listed 

Drawings

Power supply unit - STEP-PS/ 1AC/24DC/2.5 - 2868651

Block diagram

