

Ground modular terminal block - ST 10-PE - 3036136

Please be informed that the data shown in this PDF Document is generated from our Online Catalog. Please find the complete data in the user's documentation. Our General Terms of Use for Downloads are valid (<http://download.phoenixcontact.com>)



Ground modular terminal block, Connection method: Spring-cage connection, Cross section: 0.2 mm² - 16 mm², AWG: 24 - 6, Width: 10.2 mm, Color: green-yellow, Mounting type: NS 35/7,5, NS 35/15

Product Features

- Tested for railway applications



Key commercial data

Packing unit	1 PCE
GTIN	 4 017918 819095
Custom tariff number	85369010
Country of origin	POLAND

Technical data

General

Number of levels	1
Number of connections	2
Color	green-yellow
Insulating material	PA
Inflammability class according to UL 94	V0
Area of application	Railway industry
	Mechanical engineering
	Plant engineering
	Process industry
Maximum load current	65 A (with 16 mm ² conductor cross section)

Ground modular terminal block - ST 10-PE - 3036136

Technical data

General

Rated surge voltage	8 kV
Pollution degree	3
Surge voltage category	III
Insulating material group	I
Connection in acc. with standard	IEC 60947-7-2
Nominal current I_N	57 A
Open side panel	ja
Shock protection test specification	DIN EN 50274 (VDE 0660-514):2002-11
Back of the hand protection	guaranteed
Finger protection	guaranteed
Test specification, oscillation, broadband noise	DIN EN 50155 (VDE 0115-200):2008-03
Test spectrum	Service life test category 1, class B, body mounted
Test frequency	$f_1 = 5 \text{ Hz}$ to $f_2 = 150 \text{ Hz}$
ASD level	$1.857 \text{ (m/s}^2\text{)}^2\text{/Hz}$
Acceleration	0.8 g
Test duration per axis	5 h
Test directions	X-, Y- and Z-axis
Oscillation, broadband noise test result	Test passed
Test specification, shock test	DIN EN 50155 (VDE 0115-200):2008-03
Shock form	Half-sine
Acceleration	5 g
Shock duration	30 ms
Number of shocks per direction	3
Test directions	X-, Y- and Z-axis (pos. and neg.)
Shock test result	Test passed
Temperature index, insulating material (DIN EN 60216-1 (VDE 0304-21))	130 °C
Static insulating material application in cold	-60 °C

Dimensions

Width	10.2 mm
Length	71.5 mm
Height NS 35/7,5	50.3 mm
Height NS 35/15	58 mm

Connection data

Conductor cross section solid min.	0.2 mm ²
Conductor cross section solid max.	16 mm ²
Conductor cross section AWG/kcmil min.	24

Ground modular terminal block - ST 10-PE - 3036136

Technical data

Connection data

Conductor cross section AWG/kcmil max	6
Conductor cross section stranded min.	0.2 mm ²
Conductor cross section stranded max.	10 mm ²
Min. AWG conductor cross section, stranded	24
Max. AWG conductor cross section, stranded	8
Conductor cross section stranded, with ferrule without plastic sleeve min.	0.25 mm ²
Conductor cross section stranded, with ferrule without plastic sleeve max.	10 mm ²
Conductor cross section stranded, with ferrule with plastic sleeve min.	0.25 mm ²
Conductor cross section stranded, with ferrule with plastic sleeve max.	10 mm ²
2 conductors with same cross section, stranded, TWIN ferrules with plastic sleeve, min.	1.5 mm ²
2 conductors with same cross section, stranded, TWIN ferrules with plastic sleeve, max.	2.5 mm ²
Connection method	Spring-cage connection
Stripping length	18 mm
Internal cylindrical gage	A6

Classifications

eCl@ss

eCl@ss 4.0	27141118
eCl@ss 4.1	27141118
eCl@ss 5.0	27141118
eCl@ss 5.1	27141118
eCl@ss 6.0	27141141
eCl@ss 7.0	27141141
eCl@ss 8.0	27141141

ETIM

ETIM 2.0	EC000901
ETIM 3.0	EC000901
ETIM 4.0	EC000901
ETIM 5.0	EC000901

UNSPSC

UNSPSC 6.01	30211811
UNSPSC 7.0901	39121410
UNSPSC 11	39121410

Ground modular terminal block - ST 10-PE - 3036136

Classifications

UNSPSC

UNSPSC 12.01	39121410
UNSPSC 13.2	39121410

Approvals

Approvals

Approvals


CSA / UL Recognized / VDE Gutachten mit Fertigungsüberwachung / cUL Recognized / LR / GL / BV / DNV / RS / KR / NK / IECCEB Scheme / GOST / VDE Gutachten mit Fertigungsüberwachung / IECCEB Scheme / GOST / cULus Recognized


Ex Approvals


IECEX / ATEX

Approvals submitted

Approval details


CSA 	
mm ² /AWG/kcmil	16-6

UL Recognized 	
mm ² /AWG/kcmil	16-6

VDE Gutachten mit Fertigungsüberwachung 	
mm ² /AWG/kcmil	1.5-10

Ground modular terminal block - ST 10-PE - 3036136

Approvals

cUL Recognized 	
mm ² /AWG/kcmil	16-6

LR

GL	
mm ² /AWG/kcmil	10


BV

DNV


RS

KR

NK


IECEE CB Scheme 	
mm ² /AWG/kcmil	1.5-10

GOST 

VDE Gutachten mit Fertigungsüberwachung 	
mm ² /AWG/kcmil	1.5-10

Ground modular terminal block - ST 10-PE - 3036136

Approvals

IECEE CB Scheme 	
mm ² /AWG/kcmil	10

GOST 
--

cULus Recognized 
--

Accessories

Accessories

Assembly

DIN rail perforated - NS 35/ 7,5 PERF 2000MM - 0801733



DIN rail, material: steel galvanized and passivated with a thick layer, perforated, height 7.5 mm, width 35 mm, length: 2000 mm

DIN rail - NS 35/ 7,5 UNPERF 2000MM - 0801681



DIN rail, material: Steel, unperforated, height 7.5 mm, width 35 mm, length: 2 m

DIN rail - NS 35/ 7,5 WH PERF 2000MM - 1204119



DIN rail 35 mm (NS 35)

Ground modular terminal block - ST 10-PE - 3036136

Accessories

DIN rail - NS 35/ 7,5 WH UNPERF 2000MM - 1204122



DIN rail 35 mm (NS 35)

DIN rail, unperforated - NS 35/ 7,5 AL UNPERF 2000MM - 0801704



DIN rail, unperforated, Width: 35 mm, Height: 7.5 mm, Length: 2000 mm, Color: silver

DIN rail - NS 35/ 7,5 ZN PERF 2000MM - 1206421



DIN rail, material: Galvanized, perforated, height 7.5 mm, width 35 mm, length: 2 m

DIN rail - NS 35/ 7,5 ZN UNPERF 2000MM - 1206434



DIN rail, material: Galvanized, unperforated, height 7.5 mm, width 35 mm, length: 2 m

DIN rail - NS 35/ 7,5 CU UNPERF 2000MM - 0801762



DIN rail, material: Copper, unperforated, height 7.5 mm, width 35 mm, length: 2 m

Ground modular terminal block - ST 10-PE - 3036136

Accessories

End cap - NS 35/ 7,5 CAP - 1206560

DIN rail end piece, for DIN rail NS 35/7.5

Bridges

Plug-in bridge - FBS 2-10 - 3005947



Plug-in bridge, Number of positions: 2, Color: red

Covers

End cover - D-ST 10 - 3036644



End cover, Length: 71.5 mm, Width: 2.2 mm, Height: 49.9 mm, Color: gray

Tools

Screwdriver - SZF 3-1,0X5,5 - 1206612



Actuation tool, for ST terminal blocks, also suitable for use as a bladed screwdriver, size: 1.0 x 5.5 x 150 mm, 2-component grip, with non-slip grip

Mounting material - ST-IL - 3039900

Operating decal for the ST terminal block



Ground modular terminal block - ST 10-PE - 3036136

Drawings

Circuit diagram

