

Fuse modular terminal block - ST 4-HESI (5X20) - 3036369

Please be informed that the data shown in this PDF Document is generated from our Online Catalog. Please find the complete data in the user's documentation. Our General Terms of Use for Downloads are valid (<http://phoenixcontact.com/download>)



Fuse terminal block for assembly on NS 35, for 5 x 20 cartridge fuse inserts

Product Features

- An extremely compact design
- Test connection on both sides in safety lever
-



Key commercial data

Packing unit	1 pc
Weight per Piece (excluding packing)	14.8 GRM
Custom tariff number	85369085
Country of origin	Poland

Technical data

General

Number of levels	1
Number of connections	2
Color	black
Insulating material	PA
Inflammability class according to UL 94	V0
Fuse	G / 5 x 20
Fuse type	Glass
Rated surge voltage	6 kV
Pollution degree	3
Surge voltage category	III
Insulating material group	I

Fuse modular terminal block - ST 4-HESI (5X20) - 3036369

Technical data

General

Maximum power dissipation	max. 1.6 W (With single arrangement of the fuse terminal block in the event of overload)
Connection in acc. with standard	IEC 60947-7-3
Current	6.3 A
Additional text	the current is determined by the fuse used
Nominal current I_N	6.3 A
Nominal voltage U_N	500 V
Open side panel	nein
Shock protection test specification	DIN EN 50274 (VDE 0660-514):2002-11
Back of the hand protection	guaranteed
Finger protection	guaranteed
Test specification, oscillation, broadband noise	DIN EN 50155 (VDE 0115-200):2008-03
Test spectrum	Service life test category 2, bogie mounted
Test frequency	$f_1 = 5 \text{ Hz}$ to $f_2 = 250 \text{ Hz}$
ASD level	$6.12 \text{ (m/s}^2\text{)}^2/\text{Hz}$
Acceleration	3.12 g
Test duration per axis	5 h
Test directions	X-, Y- and Z-axis
Oscillation, broadband noise test result	Test passed
Test specification, shock test	DIN EN 50155 (VDE 0115-200):2008-03
Shock form	Half-sine
Acceleration	30g
Shock duration	18 ms
Number of shocks per direction	3
Test directions	X-, Y- and Z-axis (pos. and neg.)
Shock test result	Test passed
Temperature index, insulating material (DIN EN 60216-1 (VDE 0304-21))	130 °C
Static insulating material application in cold	-60 °C

Dimensions

Width	6.2 mm
Length	61.5 mm
Height NS 35/7,5	62.5 mm
Height NS 35/15	70 mm

Connection data

Conductor cross section solid min.	0.08 mm ²
Conductor cross section solid max.	6 mm ²

Fuse modular terminal block - ST 4-HESI (5X20) - 3036369

Technical data

Connection data

Conductor cross section stranded min.	0.08 mm ²
Conductor cross section stranded max.	4 mm ²
Conductor cross section AWG/kcmil min.	28
Conductor cross section AWG/kcmil max	10
Conductor cross section stranded, with ferrule without plastic sleeve min.	0.14 mm ²
Conductor cross section stranded, with ferrule without plastic sleeve max.	4 mm ²
Conductor cross section stranded, with ferrule with plastic sleeve min.	0.14 mm ²
Conductor cross section stranded, with ferrule with plastic sleeve max.	4 mm ²
2 conductors with same cross section, stranded, TWIN ferrules with plastic sleeve, min.	0.5 mm ²
2 conductors with same cross section, stranded, TWIN ferrules with plastic sleeve, max.	1 mm ²
Connection method	Spring-cage connection
Minimum stripping length	8 mm
Maximum stripping length	10 mm
Internal cylindrical gage	A4

Classifications

eCl@ss

eCl@ss 4.0	27141116
eCl@ss 4.1	27141116
eCl@ss 5.0	27141116
eCl@ss 5.1	27141116
eCl@ss 6.0	27141116
eCl@ss 7.0	27141116
eCl@ss 8.0	27141116

ETIM

ETIM 2.0	EC000897
ETIM 3.0	EC000899
ETIM 4.0	EC000899
ETIM 5.0	EC000899

UNSPSC

UNSPSC 6.01	30211811
UNSPSC 7.0901	39121410
UNSPSC 11	39121410



Fuse modular terminal block - ST 4-HESI (5X20) - 3036369

Classifications

UNSPSC

UNSPSC 12.01	39121410
UNSPSC 13.2	39121410

Approvals

Approvals


Approvals


CSA / UL Recognized / KEMA-KEUR / cUL Recognized / GL / RS / IECCEB Scheme / EAC / EAC / cULus Recognized

Ex Approvals

Approvals submitted


Approval details


CSA 	
	B
mm ² /AWG/kcmil	28-10
Nominal current I _N	6.3 A
Nominal voltage U _N	300 V

UL Recognized 		
	B	C
mm ² /AWG/kcmil	28-10	28-10
Nominal current I _N	10 A	10 A
Nominal voltage U _N	300 V	300 V

Fuse modular terminal block - ST 4-HESI (5X20) - 3036369


Approvals

KEMA-KEUR 	
mm ² /AWG/kcmil	0.08-4
Nominal current I _N	6.3 A
Nominal voltage U _N	250 V

cUL Recognized 		
	B	C
mm ² /AWG/kcmil	28-10	28-10
Nominal current I _N	10 A	10 A
Nominal voltage U _N	300 V	300 V


GL

RS

IECEE CB Scheme 	
mm ² /AWG/kcmil	0.08-4
Nominal current I _N	6.3 A
Nominal voltage U _N	250 V

EAC

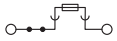
EAC

cULus Recognized 	
--	--

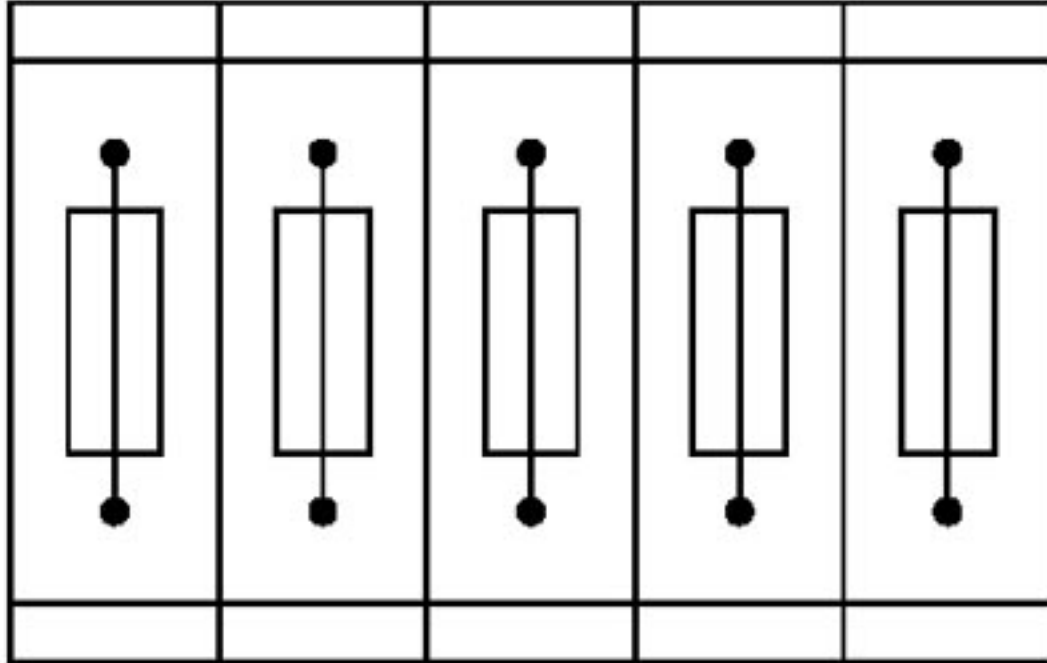
Drawings

Fuse modular terminal block - ST 4-HESI (5X20) - 3036369

Circuit diagram



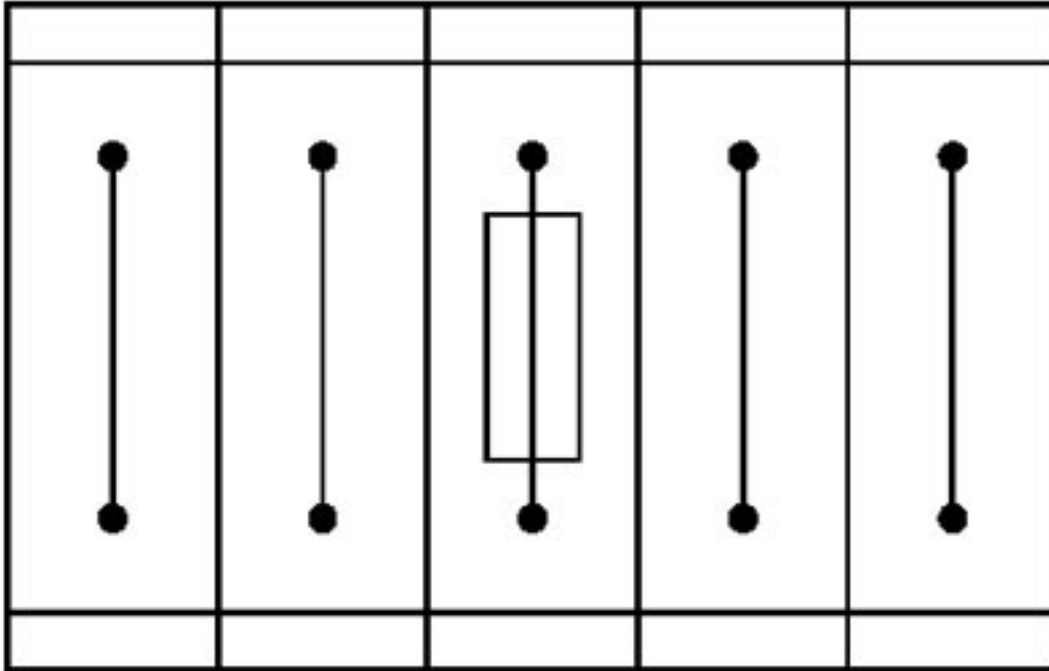
Application drawing



Fuse terminal blocks in interconnected arrangement,
block consisting of 5 fuse terminal blocks

Fuse modular terminal block - ST 4-HESI (5X20) - 3036369

Application drawing



Fuse terminal block in single arrangement,
block consisting of one fuse terminal block and 4 feed-through terminal blocks