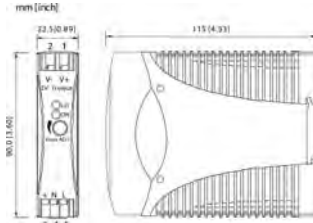


Power supply - regulated, 10 W

Primary switchmode power supply, Single-phase, Class 2
Input: Wide range input AC 90 V - 265 V; DC 120 V - 370 V
Output: 5 V / 12 V / 15 V / 24 V - adjustable



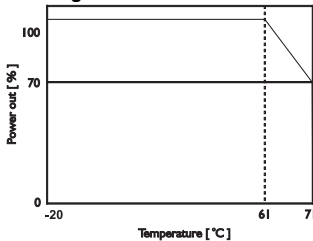
Dimensions



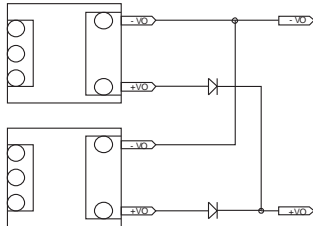
PIN assignment



Derating



Parallel mode



Description	Part-No.	Type	PU	
Spring terminal				
Output voltage/current	DC 5 V; 2 A	722761	DRA 10-05	1
	DC 12 V; 0.84 A	722766	DRA 10-12	1
	DC 15 V; 0.67 A	722773	DRA 10-15	1
	DC 24 V; 0.42 A	722751	DRA 10-24	1

Input	DRA 10-05	DRA 10-12	DRA 10-15	DRA 10-24
Nominal voltage	AC 100–240 V			
Operation voltage range	AC 90–265 V / DC 120–370 V			
Line frequency	47 – 63 Hz			
Rated current	U _i = AC 115 V: 120 mA / U _i = AC 230 V: 70 mA			
Inrush current	U _i = AC 115 V: 10 A / U _i = AC 230 V: 18 A			
Internal fuse	T2 A / AC 250 V			
External fuse	Mini-circuit breaker: B 3 A			
Power Factor Correction P.F.C.	–			
Output				
Rated voltage output	DC 5 V	DC 12 V	DC 15 V	DC 24 V
Rated current output	2 A	0.84 A	0.67 A	0.42 A
Max. output current	–			
Peak output current	–			
Voltage trim range	4.5–5.75 V	10.8–13.8 V	13.5–17.25 V	21.6–28.8 V
Accuracy	±1 %			
Line regulation	±1 %			
Load regulation	±2 %			
Rise time	1 s			
Temperature coefficient	±0.03 % / °C			
Ripple & Noise	<50 mV			
Hold up time	V _{in} = 115 V: 25 ms / V _{in} = 230 V: 100 ms			
Status indication DC ON LED green	≥4.5 V	≥10.8 V	≥13.5 V	≥21.6 V
Status indication DC LOW LED red	<3.75–4.50 V	<9–10.8 V	<11.25–13.5 V	<18–21.6 V
Parallel mode	with external diodes			
Efficiency	73 %	75 %	76 %	77 %
Low power loss	4 A (AC 230 V)	3.4 A (AC 230 V)	3.3 A (AC 230 V)	2.8 A (AC 230 V)
Rated over load protection	110–135 %			
Over voltage protection	125–145 %			
Short circuit characteristics	Hiccup-mode			
General				
Switching frequency	approx. 100 kHz			
Insulation voltage input/output	AC 3.0 kV _{eff}			
Insulation voltage input / ground	AC 1.5 kV _{eff}			
Insulation voltage output / ground	–			
Insulation resistance at DC 500 V	100 MΩ			
Operation temperature range	-20 °C – 70 °C (derating)			
Derating	-3% / °C starting at 61° C			
Storage temperature range	-25 °C – 85 °C			
M.T.B.F.	801000 h	803000 h	805000 h	808000 h
Relative humidity	20–95 % RH			
Dimensions (w x h x d) in mm	22.5 x 90.0 x 115.0			
Cooling	Air convection			
Housing material	Plastic			
Field installation	rail TS 35 (EN 50022)			
Application height	2000 m			
Installation position	vertical			
Protection class	IP 20			
Overvoltage category	II			
Pollution degree	2			
Protection class	2			
Weight (kg/piece)	0.120			
Termination	Spring terminal: 0.2–2.0 mm ²			
Approvals	UL: UL 508 listed; cUL: UL 60950-1, UL 1310 Class 2; TÜV: EN 60950-1, CE: EN 50081-1 / EN 55022 Class B, EN 61000-3-2, EN 601000-3-3, EN 50082-1 / EN 55024			

Monitoring	
DC ON Control (Rdy)	LED green/red
Switching voltage	–
Switching current	–
Switching capacity	–
Insulation voltage	–